

Antenno User Guide

1. Download

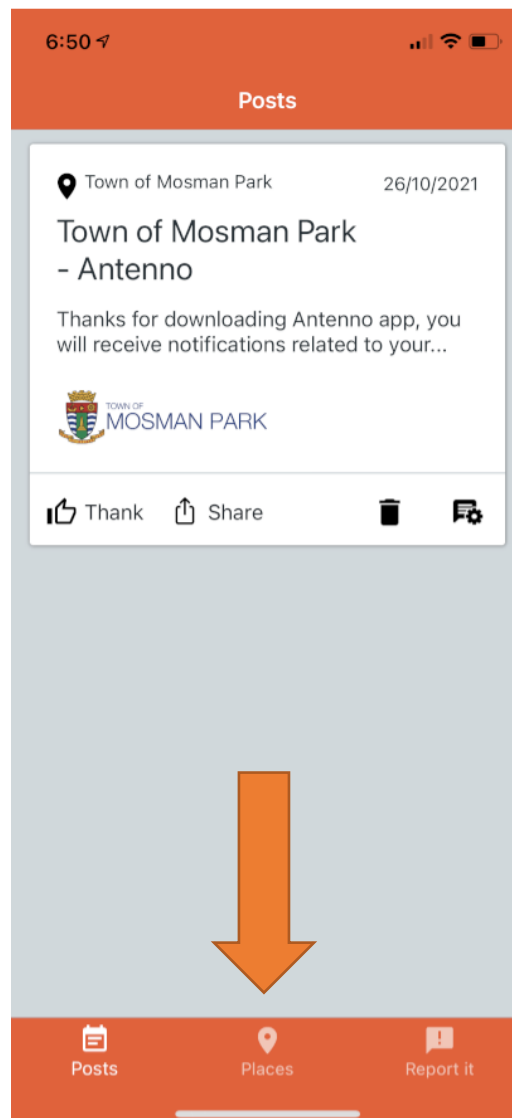
Antenno can be downloaded from App Store or Google Play, this app is free



Antenno 4.2
Datacom Solutions Limited
#132 in Utilities
★★★★☆ 3.8 - 4.3 Ratings
Free

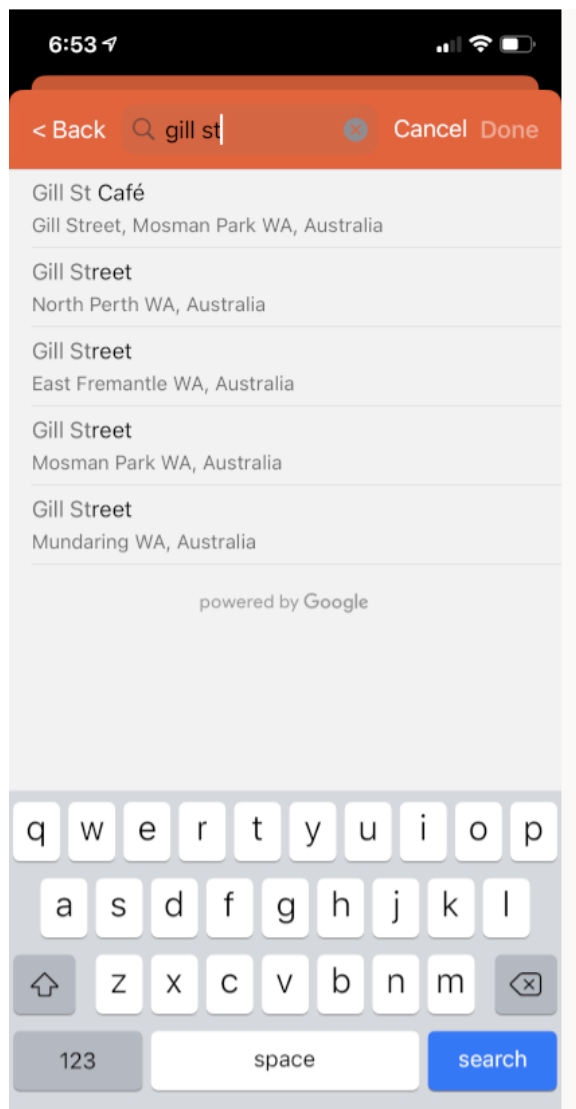
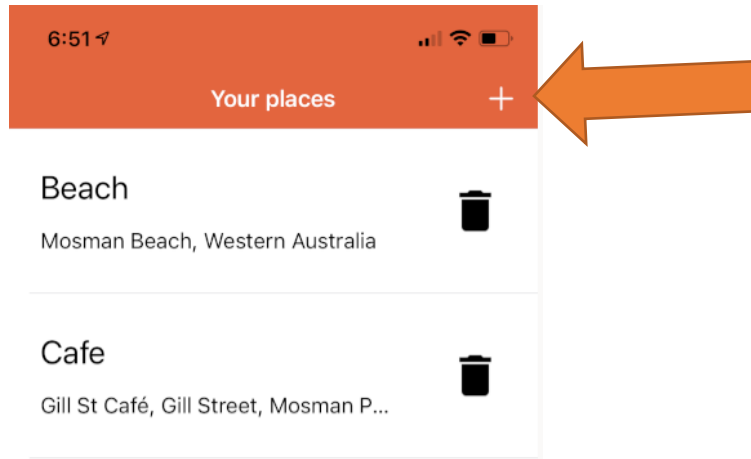
2. Add Places

After App is downloaded, add places relevant to you, select 'Places' from home screen

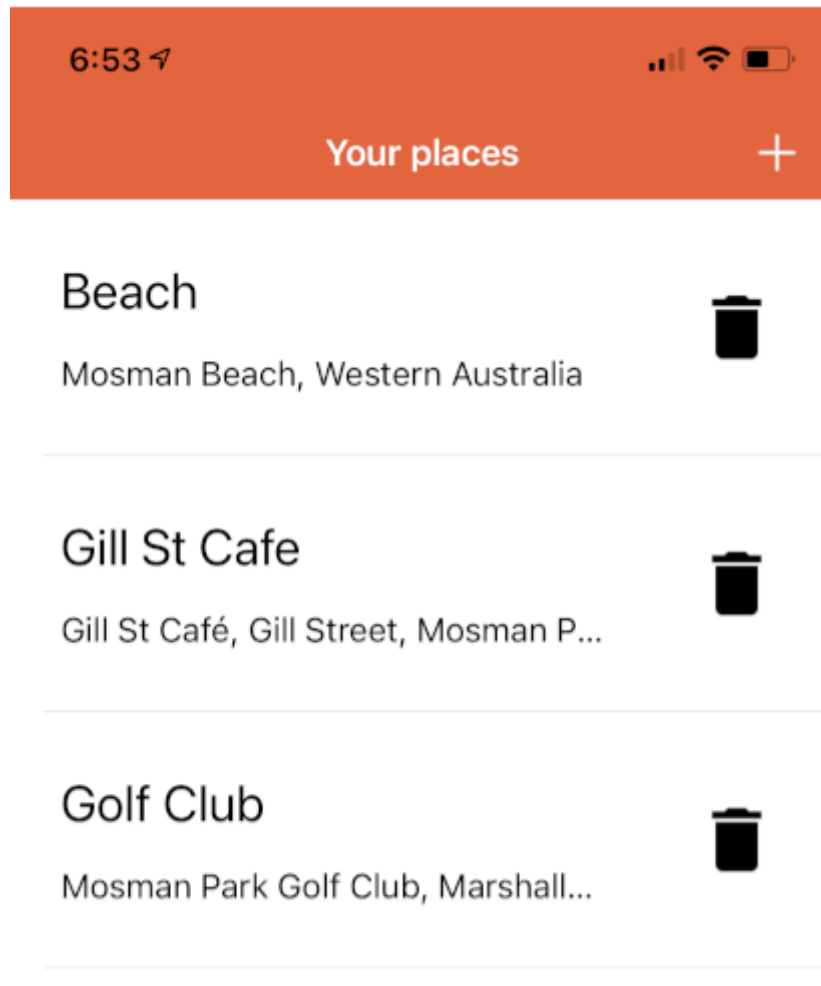


Click '+' Sign

Search the location or address

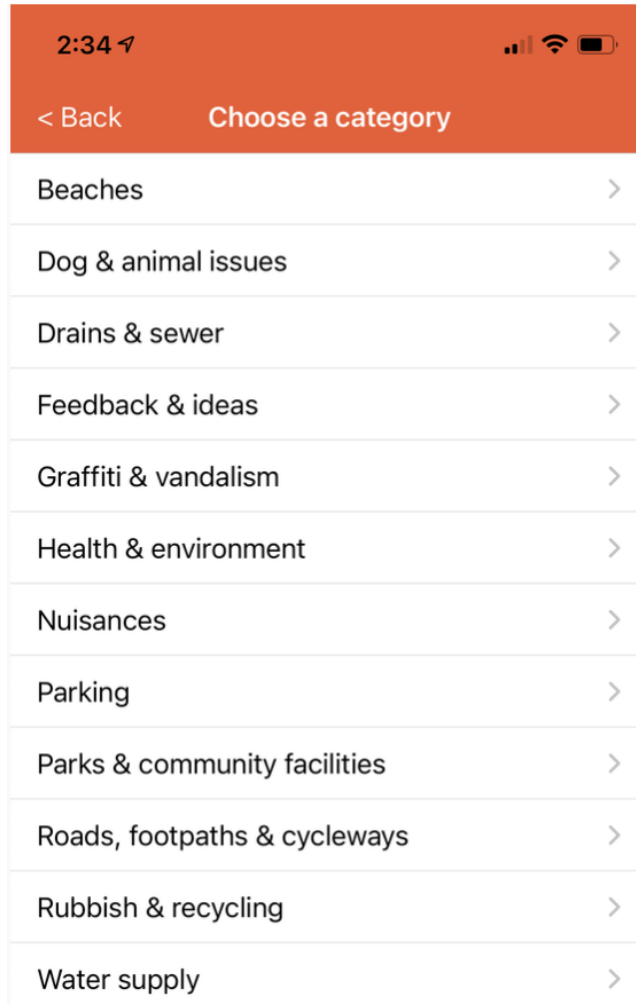





Location will be listed in your list, multiple locations can be added. If you don't want to add multiple locations, please add Town of Mosman Park (1 Memorial Drive, Mosman Park) to receive all the notifications.



How to Report issues to the Town

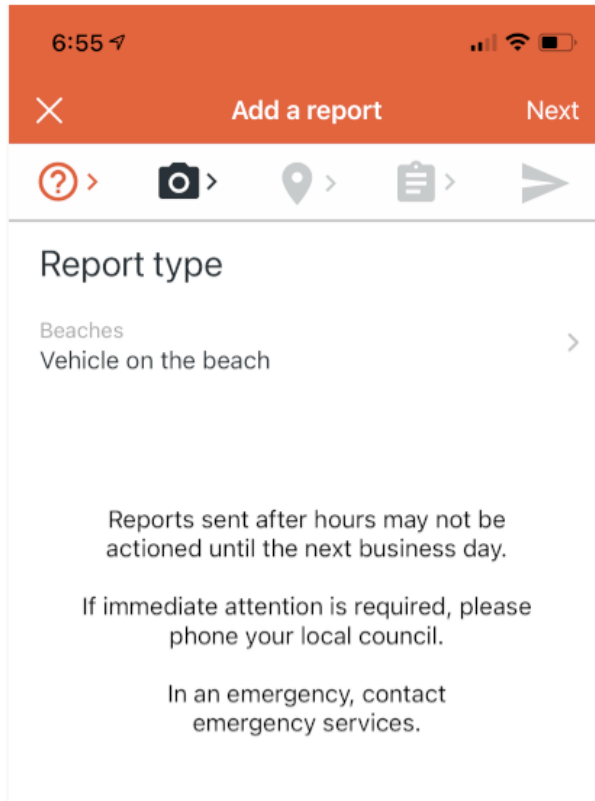
Select 'Report' from home page and click '+' and select report type



2:34   

< Back Choose a category

- Beaches >
- Dog & animal issues >
- Drains & sewer >
- Feedback & ideas >
- Graffiti & vandalism >
- Health & environment >
- Nuisances >
- Parking >
- Parks & community facilities >
- Roads, footpaths & cycleways >
- Rubbish & recycling >
- Water supply >



6:55

×

Add a report

Next

?

Camera

Location

Clipboard

➤

Report type

Beaches

Vehicle on the beach





Reports sent after hours may not be actioned until the next business day.



If immediate attention is required, please phone your local council.






In an emergency, contact emergency services.

In this example we selected category **'Beach'** and then report type **'Vehicle on the beach'** category.

Fill the details as much as possible to assist relevant department and provide contact details.

6:55    

 **Add a report** 

Vehicle on the beach

Mosman Beach, Western Australia

Test please ignore

It's important to include:

- Description of what happened
- The specific time this occurred

And if possible:


- Vehicle make, model and colour
- Registration number
- Description of driver

Your contact details

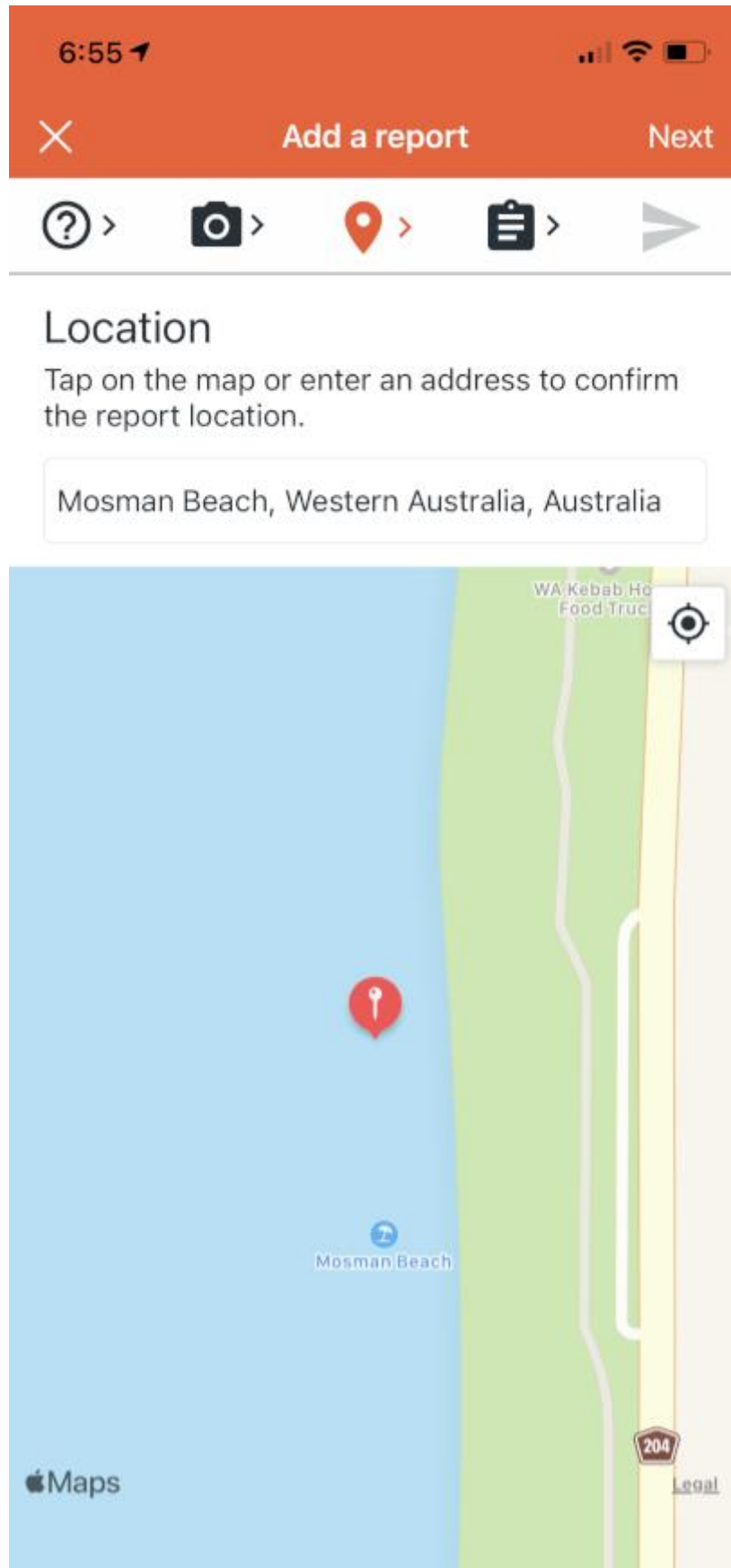
This helps the council get in touch if they need more information.

Some councils may share certain details with their contractors in order to resolve the matter.

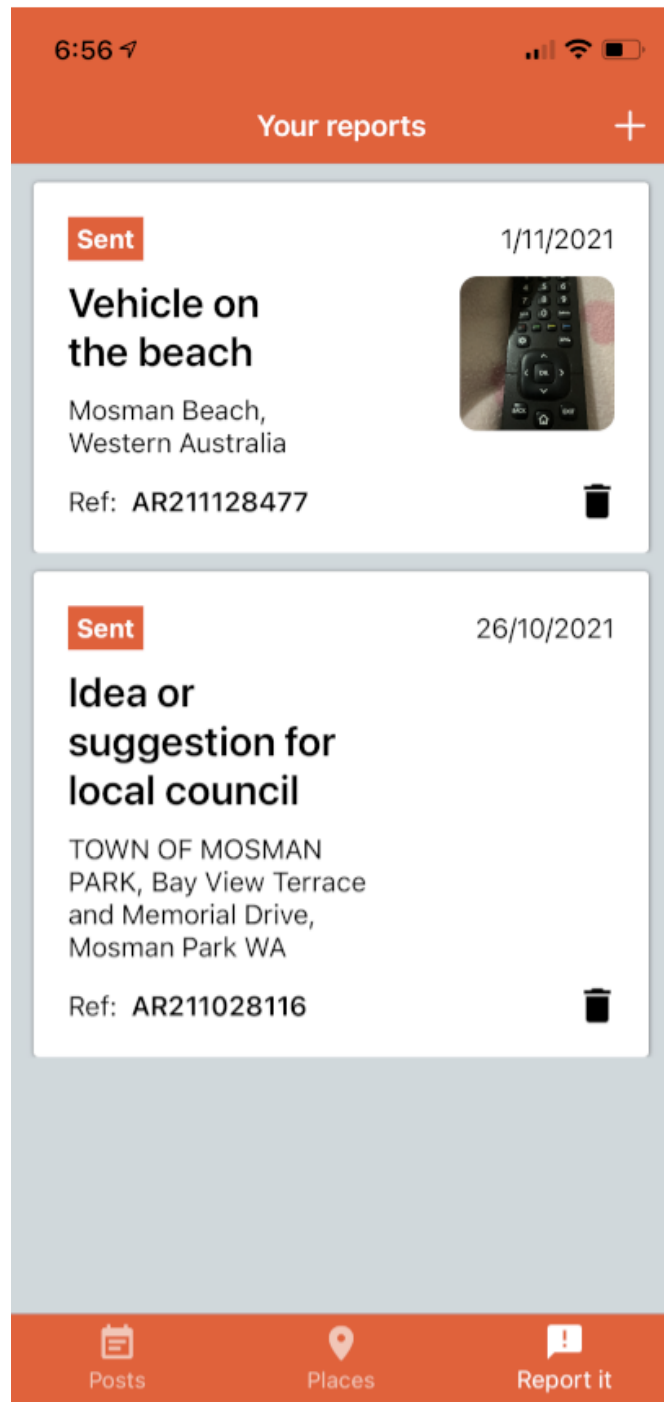
See the [council website](#) for their privacy policy.



Enter street address or move the pin to specify position.



Once report is submitted, it will appear on your device with a reference number.



3. Response Section

Please provide your email address to the Town, as currently response is only sent via email.

The following response section is unavailable as Town is currently working to improve integration with ERP system.



The screenshot shows a mobile application interface for reporting issues. At the top, there is a navigation bar with a back arrow and the text 'Your reports', and a trash icon on the right. Below this, a report card is displayed. The report is marked as 'Sent' in a red box and dated '1/11/2021'. The title of the report is 'Vehicle on the beach', with a small image of a hand holding a remote control. The location is listed as 'Mosman Beach, Western Australia' and the reference number is 'Ref: AR211128477'. Below the report details, there are two tabs: 'Details' and 'Responses'. The 'Responses' tab is highlighted with a red hand-drawn box. Underneath the tabs, the text reads 'No responses yet'. Below this, a message states: 'Responses from the council about this report will show here.' and 'We'll notify you when a new response is received.' At the bottom of the screen, there is a navigation bar with four icons: a calendar for 'Posts', a location pin for 'Your places', a speech bubble for 'Report it', and three dots for 'More'.